



CUSTOM

SC WORKTOP FREEZER MODEL 65372-290

Self-contained freezer base unit with 16 gauge reinforced stainless steel top, and integral backsplash with 45° return. Stainless steel doors on concealed hinges. Unit with automatic defrost system, and heated door frames. 6" high adjustable and movable legs.

STANDARD FEATURES:

- Available under one piece top with other modular equipment up to 16' in length
- 6" high legs—adjustable and movable
- Foamed in place urethane insulation
- Automatic coil defrost system
- 45° integral stainless backsplash is standard. 90° stainless backsplash is optional.
- Front breathing louver design allows sealing to wall & curb mounting without special requirements
- Precise temperature settings, LED temperature readout

CABINET EXTERIOR: Top to be one piece of die-formed 16 gauge stainless steel with 2 1/2" nosing. Backsplash to be coved cornered, with 45° return at top and overall height of 6 3/4". Ends at top fitted with recessed heavy duty steel bars for field bolting units together, producing a hairline seam. Hinged louver panel to be stainless steel. Exterior body to be corrosion resistant steel. Door opening frame to be ABS and contain magnetic strip for positive sealing of gaskets and heater elements to prevent gasket freezing. Back up element installed. Work surface to be at 36" work height. Legs to be 6" high stainless steel with adjustable bullet foot. Legs mounted to full length channel frame assembly which is integrally welded to bottom of body assembly. Legs can be moved left to right to avoid floor obstacles during installation.

CABINET INTERIOR: Base interior to be ABS thermoplastic at ends only. Stainless steel interior liner to be coved cornered to form bottom, back and top. One baked enamel finished shelf provided behind each door. Unit insulation to be foamed in place urethane.

DOORS: Door fronts to be 22 gauge stainless steel with 16 gauge stainless steel handles, magnetic gaskets, ABS door liner and foamed in place insulation. Hinges are concealed, all stainless steel with bronze pivot pin in nylon bushing.

REFRIGERATION: Condensing unit sized and installed for proper cooling in housing at left end. Interior fitted with Randell evaporator blower coil for cooling base. Blower coil fitted with expansion valve for fast recovery and automatic defrost system with timer and safety switches. Unit totally prewired and to be supplied with 8' cordset for 115V operation. Standard with condensate evaporator.

ORIGIN OF MANUFACTURE: Designed and manufactured in the United States.

PROJECT NAME:

LOCATION:

ITEM NO:

QTY:

MODEL NO:

AIA NO:

SIS NO:

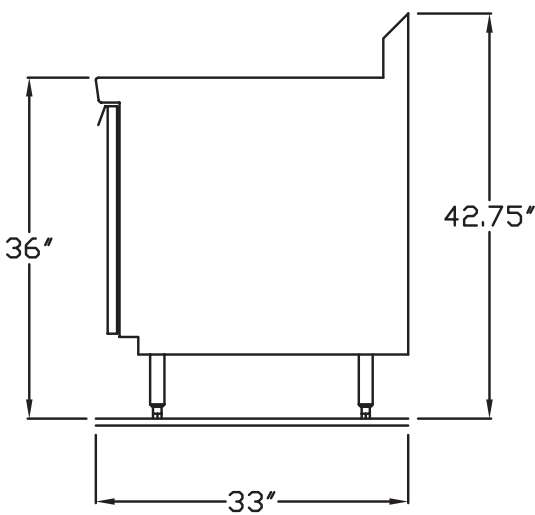
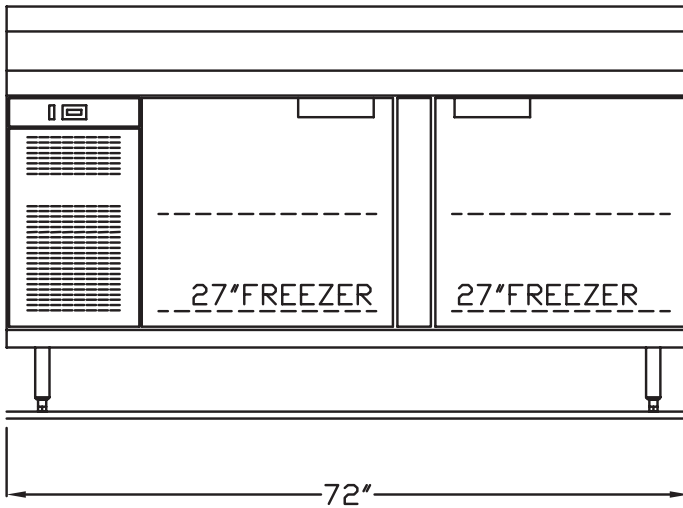
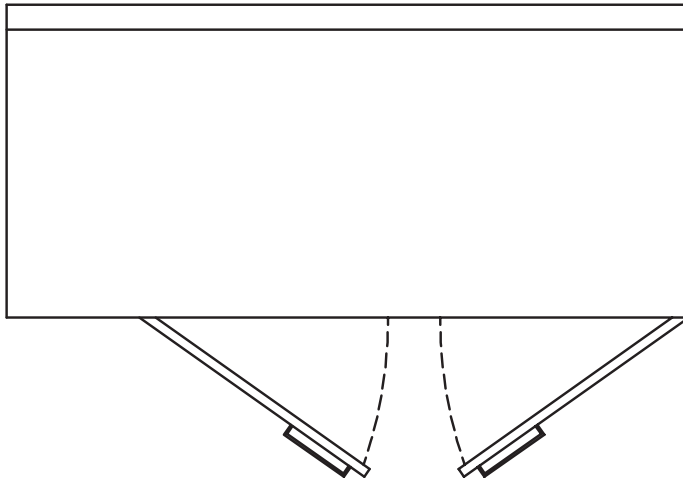
CSI SECTION: 11400

Custom, SC Worktop Freezer



OPTIONS/ACCESSORIES:

- Stainless Steel Ends
- Stainless Steel Back
- Casters in lieu of legs
- Flat Top with no backsplash



SELF-CONTAINED FREEZER WITH STAINLESS STEEL TOP

Length	72"
Depth	33"
Work Height	36"
No. of Doors	(2)27" + 4" mullion
Storage (Cu. Ft.)	14.89
Power Usage (Kw Per Day)	4.61
Compressor	1/2
BTU Design	782/Hr
BTU System Capacity	1071/Hr
Volt	115/60/1
Amps	5.6
NEMA	5-15P
Ship Wt. (lbs.)	505*

* Weight with out stainless steel back