



# CHEF STAND

## REMOTE REFRIGERATED BASE MODEL 20000R

32 1/2" deep remote refrigerated cooking equipment stand with reinforced stainless steel top. 12 gauge steel subtop, and full marine edge. R-134a (standard) refrigeration system, with evaporator blower coil and expansion valve supplied & installed. Condensing unit not provided. Unit on 6" high adjustable legs. These units feature our Patented Drawer Cartridge Assembly. A fully welded, unitized drawer cartridge assembly with a quick release that allows the refrigerated drawers to be easily removed for cleaning. 3 year warranty on the entire drawer system.

### AVAILABLE MODELS:

MODEL, 27" DRAWER

- 20042R
- 20065R
- 20092R

MODEL, 32" DRAWER:

- 20042R-32
- 20065R-32
- 20092R-32

### STANDARD FEATURES:

- R134A (standard, consult factory for other options) refrigeration system features expansion valve for fast recovery, and thermostatic control for operator adjustability
- Drawer Cartridge Assemblies are fully removable with Quick Release feature
- Foamed in place "CFC" free urethane insulation
- Marine edged stainless steel top with 12 gauge steel subtop to hold the heaviest cooking equipment
- Removable 14 gauge drawer tracks on 1 5/8" heavy duty stainless steel bearings
- Drawers to accommodate (2) 12"x 20"x 4" pans per drawer (pans not included)
- 6" high adjustable legs

**CABINET EXTERIOR:** Cabinet body is constructed of all metal. The top, front, and louver panel are stainless steel. Full length, 12 gauge steel subtop beneath one piece stainless steel top with 1/2" marine edged. Body ends are stainless steel. 6" stainless steel legs with adjustable bullet feet are mounted to a heavy gauge steel frame assembly which is integrally welded to bottom of assembly. Unit totally prewired to junction box.

**CABINET INTERIOR:** Interior of cabinet is fully coved to meet N.S.F. standard #7. The interior is constructed of anodized aluminum with coved corners for easy clean-up. Drawer opening frames are A.B.S. and contain magnetic strip for positive seal of drawer gaskets. Unit insulated with CFC free, foamed in place polyurethane.

**REFRIGERATED DRAWERS:** Fully welded, unitized drawer cartridge assembly - patented. Heavy duty full extension 14 gauge drawer tracks on 1 5/8" heavy duty stainless steel bearings. Will accommodate (2) 12" x 20" x 4" deep pans per drawer (pans not included). Quick release allows drawers to be easily removed for cleaning. Stainless fronts, mounted to drawer cartridge assembly with easy to grasp drawer handles. Drawers with press fit magnetic gaskets - (designed for installation & removal without tools).

**REFRIGERATION:** CFC free, R-134a (standard) refrigeration system to include Randell blower coil, and thermostatic control for operator adjustability. Blower coil fitted with expansion valve for fast recovery. Condensing unit not provided. Mullion coil, is coated to resist corrosion, and offers maximum air flow.

**ORIGIN OF MANUFACTURE:** Designed and manufactured in the United States.

PROJECT NAME:

LOCATION:

ITEM NO:

QTY:

MODEL NO:

AIA NO:

SIS NO:

CSI SECTION: 11400

32 1/2" deep remote refrigerated cooking equipment stand with reinforced stainless steel top. Model 20065R shown.



### OPTIONS/ACCESSORIES:

- Flat top
- Electric condensate evaporator
- Length modification of: \_\_\_\_\_
- Mechanical housing on left
- Alternate refrigerant (consult factory)

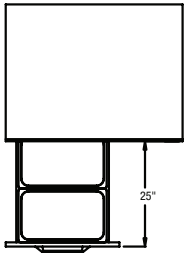
**Note: Specify Refrigerant**  
**Randell supplies R-134a as standard.**



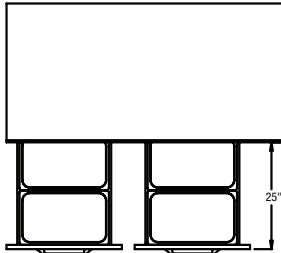
**LEGEND FOR MODEL # 20042R**  
 AFF = ABOVE FIXED FLOOR  
 JUNCTION BOX 14" AFF 115V/60Hz/1Ph/3A  
 CHOOSE REFRIGERANT  
 R-22 REFRIG.  
 R404 REFRIG.  
 R134A REFRIG.  
 CONDENSATE DRAIN 1/2" I.D. VINYL TUBING

**LEGEND FOR MODEL # 20065R**  
 AFF = ABOVE FIXED FLOOR  
 JUNCTION BOX 14" AFF 115V/60Hz/1Ph/3A  
 CHOOSE REFRIGERANT  
 R-22 REFRIG.  
 R404 REFRIG.  
 R134A REFRIG.  
 CONDENSATE DRAIN 1/2" I.D. VINYL TUBING

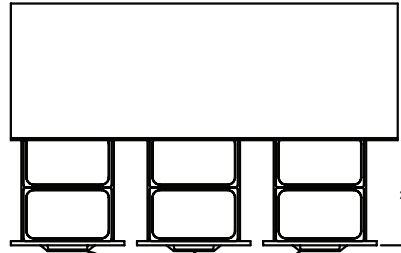
**LEGEND FOR MODEL # 20092R**  
 AFF = ABOVE FIXED FLOOR  
 JUNCTION BOX 14" AFF 115V/60Hz/1Ph/4A  
 CHOOSE REFRIGERANT  
 R-22 REFRIG.  
 R404 REFRIG.  
 R134A REFRIG.  
 CONDENSATE DRAIN 1/2" I.D. VINYL TUBING



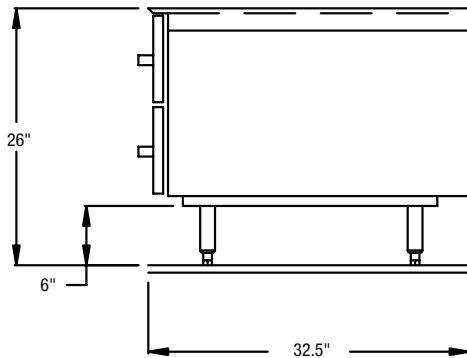
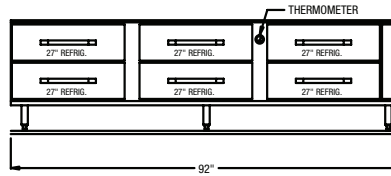
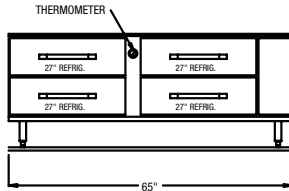
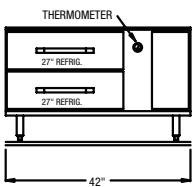
(1) SET OF CARTRIDGE STYLE DRAWERS, EACH DRAWER TO HOLD (2) 12" X 20" X 4" DP PANS (PANS NOT PROVIDED)



(2) SETS OF CARTRIDGE STYLE DRAWERS, EACH DRAWER TO HOLD (2) 12" X 20" X 4" DP PANS (PANS NOT PROVIDED)



(3) SETS OF CARTRIDGE STYLE DRAWERS, EACH DRAWER TO HOLD (2) 12" X 20" X 4" DP PANS (PANS NOT PROVIDED)



## The Randell Cartridge System. Patented.

- Fully welded 14 gauge unitized Drawer Cartridge assembly.
- 14 gauge drawer tracks on 1 5/8" heavy duty stainless steel bearings.
- Heavy duty full extension tracks to accommodate 12" x 20" x 4" deep pans, two per drawer. Pans by others.
- Quick release allows drawers and liners to be removed without tools.
- Drawers with stainless steel drawer fronts & easy to grasp drawer handles.

### 27" DRAWER SELF-CONTAINED REFRIGERATED MODELS (The load capacity of this equipment stand is rated up to 225 lbs per linear foot)

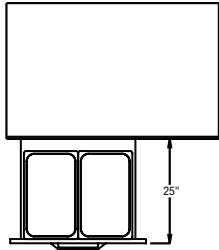
Model	L	D	H	Drawers	# of 12x20 pans	Volt	Amp	BTUS	Ship Wt.
20042R	42"	32 1/2"	26"	2	4	115/60/1	3	466	330
20065R	65"	32 1/2"	26"	4	8	115/60/1	3	823	460
20092R	92"	32 1/2"	26"	6	12	115/60/1	4	1252	600




**LEGEND FOR MODEL # 20042R-32**  
 AFF = ABOVE FIXED FLOOR  
 J JUNCTION BOX 14" AFF 115V/60Hz/1Ph/3A  
 CHOOSE REFRIGERANT  
 R-22 REFRIG.  
 R404 REFRIG.  
 R134A REFRIG.  
 OC CONDENSATE DRAIN 1/2" I.D. VINYL TUBING

**LEGEND FOR MODEL # 20065R-32**  
 AFF = ABOVE FIXED FLOOR  
 J JUNCTION BOX 14" AFF 115V/60Hz/1Ph/3A  
 CHOOSE REFRIGERANT  
 R-22 REFRIG.  
 R404 REFRIG.  
 R134A REFRIG.  
 OC CONDENSATE DRAIN 1/2" I.D. VINYL TUBING

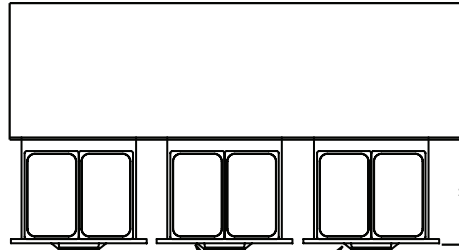
**LEGEND FOR MODEL # 20092R-32**  
 AFF = ABOVE FIXED FLOOR  
 J JUNCTION BOX 14" AFF 115V/60Hz/1Ph/3A  
 CHOOSE REFRIGERANT  
 R-22 REFRIG.  
 R404 REFRIG.  
 R134A REFRIG.  
 OC CONDENSATE DRAIN 1/2" I.D. VINYL TUBING




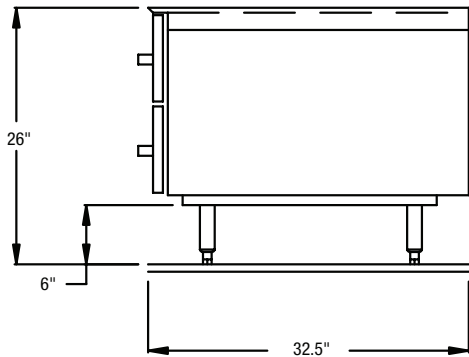
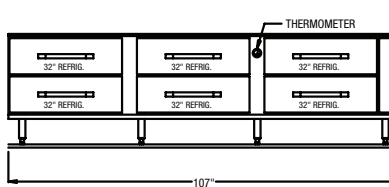
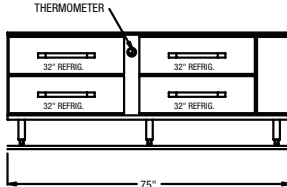
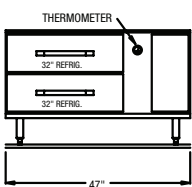
(1) SET OF CARTRIDGE STYLE DRAWERS, EACH DRAWER TO HOLD (2) 12" X 20" X 4" DP PANS (PANS NOT PROVIDED)



(2) SETS OF CARTRIDGE STYLE DRAWERS, EACH DRAWER TO HOLD (2) 12" X 20" X 4" DP PANS (PANS NOT PROVIDED)



(3) SETS OF CARTRIDGE STYLE DRAWERS, EACH DRAWER TO HOLD (2) 12" X 20" X 4" DP PANS (PANS NOT PROVIDED)



## The Randell Cartridge System. Patented.

- Fully welded 14 gauge unitized Drawer Cartridge assembly.
- 14 gauge drawer tracks on 1 5/8" heavy duty stainless steel bearings.
- Heavy duty full extension tracks to accommodate 12" x 20" x 4" deep pans, two per drawer. Pans by others.
- Quick release allows drawers and liners to be removed without tools.
- Drawers with stainless steel drawer fronts & easy to grasp drawer handles.

### 32" DRAWER SELF-CONTAINED REFRIGERATED MODELS (The load capacity of this equipment stand is rated up to 225 lbs per linear foot)

Model	L	D	H	Drawers	# of 12x20 pans	Volt	Amp	BTUs	Ship Wt.
20042R-32	47"	32 1/2"	26"	2	4	115/60/1	3	466	330
20065-32	75"	32 1/2"	26"	4	8	115/60/1	3	823	460
20092R-32	107"	32 1/2"	26"	6	12	115/60/1	4	1300	600