



# CAPKOLD® COOK-CHILL SYSTEMS

## MOBILE PUMP/FILL STATION MODEL CKPF

CapKold® Model CKPF/3 Mobile Pump/Fill Stations with integrated rotary positive displacement pump, for the transfer of hot and cold food from a steam jacketed kettle into flexible plastic casings or other containers. Pedestal mounted control package allows fast and simple adjustment of pumping speed and volume.

PROJECT NAME:

LOCATION:

ITEM NO:

QTY:

MODEL NO:

AIA NO:

SIS NO:

### STANDARD FEATURES:

- Heavy duty stainless steel construction
- Unit mounted on four 5" heavy duty locking swivel casters
- Air actuated casing clipper complete with regulator and filter. 15' air hose supplied for easy field connection.
- Quick action air activated product flow control valve
- USDA food transfer hose. Two (2) hose sections 3" in diameter by 3' long, with fittings to interconnect kettle and fill station.
- Exterior rear mounted rotary positive displacement pump for easy cleaning
- Full surface spill tray with drain and removable stainless steel grate
- Stainless steel elbow with 10' hose provided for spill tray
- Manufactured to latest sanitary standards, food code and HACCP compliant
- CKPF/3 is NSF listed

### INTEGRAL CONTROL PACKAGE:

Control panel is pedestal mounted to fill station and provided with a water resistant case to simplify cleanup and protect solid state control systems. Eye level digital input of pump speed and volume setting changes for different products. Operating controls include:

- Selection of manual, metered or continuous pumping modes
- Operator input of pump speed from 0 to 20 gallons per minute
- Operator input of metered volume from 0.5 to 2.0 gallons in 0.01 gallon increments
- Foot activated fill switch
- Knee and hand operated emergency stop switches
- HMI touch screen display of volume pumped per casing, total casings pumped and total fill volume per batch

### NOTES:

- Unit requires single phase electric service
- Clipper sold separately

**ORIGIN OF MANUFACTURE:** Designed and manufactured in the United States.

CKPF/3 mobile pump/fill station

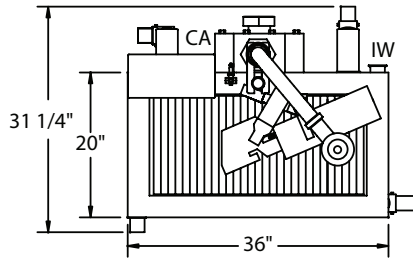


### OPTIONS/ACCESSORIES:

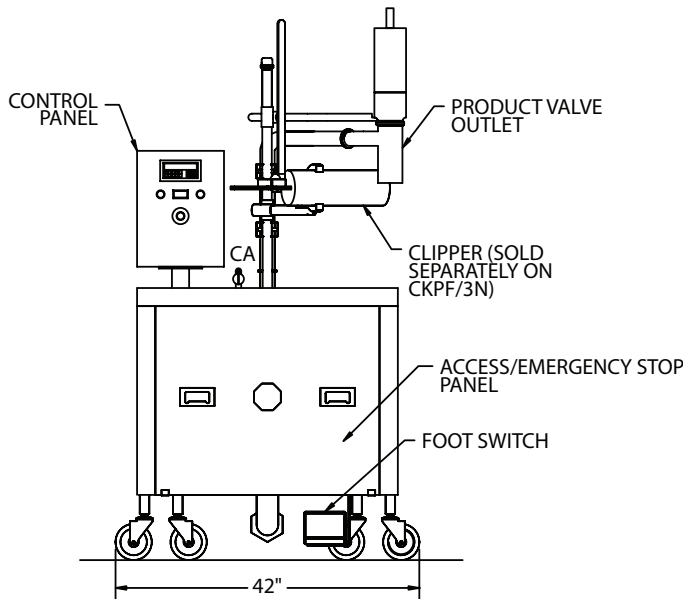
- Product temperature recorder
- Vacuum packaging for wet or dry products with a liquid waste overflow stainless steel catch basin
- Pan fill adapter
- Pan fill conveyor
- Stand alone label printer
- Additional 3' food transfer hose section with fittings
- Prison package



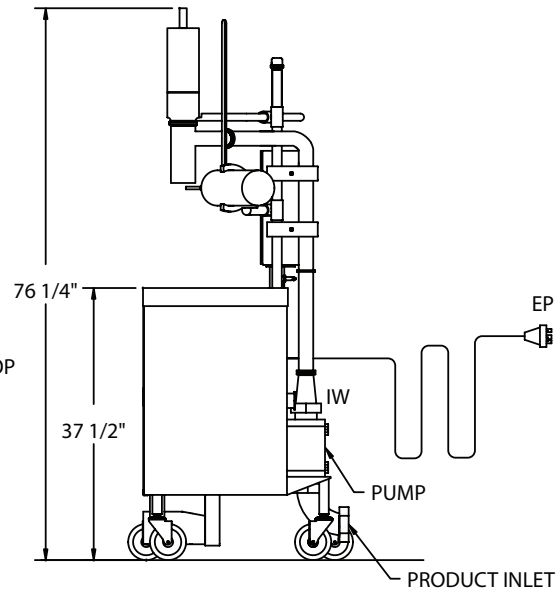
160379 REV C



TOP VIEW



FRONT VIEW



SIDE VIEW

UTILITY CONNECTIONS

SYMBOL	CA	IW	EP
DESCRIPTION	COMPRESSED AIR INLET	INDIRECT WASTE	POWER SUPPLY
CONNECTION	3/8 DISCONNECT W/ 15 FT HOSE	2" HOSE	#2621 HUBBLE PLUG W/ 15 FT CORD

UTILITY REQUIREMENTS

MODEL	COMPRESSED AIR INLET	ELECTRICAL	SHIPPING WEIGHT	OPERATING WEIGHT
CKPF/3	8 CFM @ 80-90 PSI	208/1/60 @ 15A	755 LBS	650 LBS