



STEAMERS

HYPERSTEAM PRESSURELESS GAS MODEL HY-5G

Steamer shall be a Groen Model HY-5G stainless steel pressureless steamer with a self-contained atmospheric 62,000 BTU/hr gas steam generator.



PROJECT NAME:	
LOCATION:	
ITEM NO:	
QTY:	
MODEL NO:	
AIA NO:	
SIS NO:	
CSI SECTION:	11400



CONSTRUCTION: Steamer cavity and cabinet shall be all stainless steel construction, with removable right and left-side panels providing access to internal components. Steamer door are all stainless steel with a strong continuous hinge and are field-reversible for left or right swing. Door shall be air insulated and provided with a one-piece, replaceable seal. Easy-open handle and latch shall provide positive lock and seal when door is pushed or slammed shut. Hidden magnetic door switch cuts power to blower and to generator when the door is opened. Pan support racks shall be polished stainless steel and removable for easy cleaning. A stainless steel condensate collection tray is positioned under cavity door.

FINISH: Cabinet exterior, including door, shall be finished to a #3 uniform finish. Cavity interiors are polished stainless steel. Control panel face plates shall be smudge-resistant polyester film, ensuring maximum ease in cleaning and maintaining an attractive appearance.

CSA DESIGN CERTIFICATION: Steamer shall be CSA (formerly AGA) design-certified to ANSI Z83.11.

SANITATION: Unit shall be designed and manufactured to meet NSF codes and be NSF listed. Unit shall allow operator to delime steam generator through access port on top, without tools or service call. Push button auto-clean feature is standard.

CONTROLS: Steamer controls shall include an ON-OFF power button; 60-minute mechanical timer, with continuous steam setting; and READY light which indicates when cavity is ready for steaming. Auto-clean button initiates deliming cycle.

PERFORMANCE FEATURES: Steamer cavity shall have a powerful side-mounted blower, which increases steam velocity and provides efficient steam distribution throughout cavity and between loaded pans. Steam generator delivers 12,400 BTU/hr power input per 2-1/2" deep steam pan. Heat-up time to READY shall be 10 minutes or less under normal conditions. Cavity

is kept warm and ready for instant steam between loads. No cavity warm up required, after READY light comes on. Delime indicator light warns operator of need to delime steam generator. Unit will shut off if water level is low. When power is turned off, unit automatically blows down the steam generator, to reduce sediment build-up.

ATMOSPHERIC STEAM GENERATOR: Unit shall have a gas heated, rear-mounted steam generator, to provide atmospheric steam to the chamber at a temperature of approximately 212°F. The high-efficiency steam generator has an electric water sensor and a 62,000 BTU/hr firing rate. Standing pilot with easy light electronic ignition standard.

PAN CAPACITY:

Pan Size/Type	Number
12 x 20 x 1"	10
12 x 20 x 2-1/2"	5
12 x 20 x 4"	3

INSTALLATION: Unit requires gas service (specify natural or propane) via 1/2" NPT gas supply line or approved equivalent. Unit requires two 3/4" NH cold water supply lines: one for treated water and one for untreated water. A single 3/4" NH cold water supply line may be used, but requires the optional adapter listed below. Unit requires a 2" O.D. free venting drain and 115 Volt single-phase electric service.

WATER QUALITY REQUIREMENTS:

Containment	Water Supply
pH	7 to 9
Total Dissolved Solids (TDS)	30 to 60 ppm
Hardness	less than 60 ppm
Chlorine and Chloramine	less than .1 ppm
Chlorides	less than 30 ppm
Silica	less than 12 ppm
Undissolved Solids	less than 5 microns

CONTINUED ON BACK...

OPTIONS/ACCESSORIES:

- Groen PureSteam™ Water Treatment System
- Factory stacking kit
- Stainless steel support stand
- Pan racks for support stand
- 4" adjustable legs
- Single water connection (cold water)

ADDITIONAL RESOURCES:

[Request A Quote](#)

[Sales Tools](#)

[Find A Rep](#)

HyPerSteam
140805 RevF

05/25

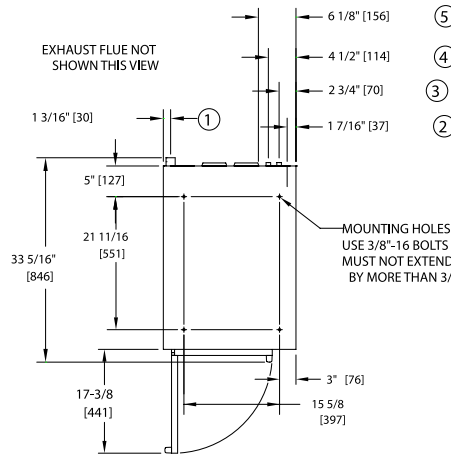
In order to accurately choose the correct water treatment solution, a water quality test must be performed. If a "Free Start-up" is requested, the ASA will perform a water quality test and Groen will be able to suggest the best solution for your water quality. If it isn't, your local manufacturing representative can coordinate this for you.

After the "Free Start-up" is performed, Groen will add an additional 1-year parts and labor warranty. If Groen suggests a water treatment system, the system is purchased from Groen, installed, and maintained. Water related service issues will be covered for the duration of the warranty period.

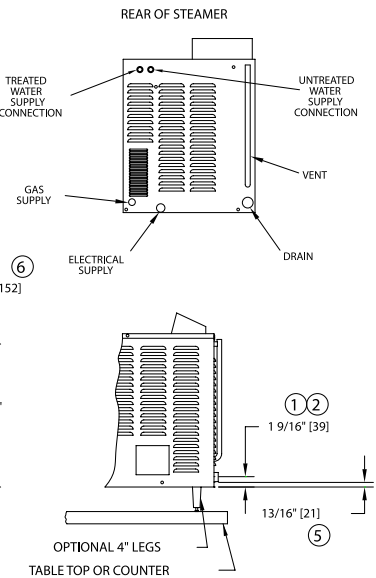
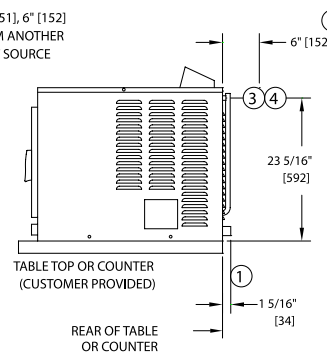
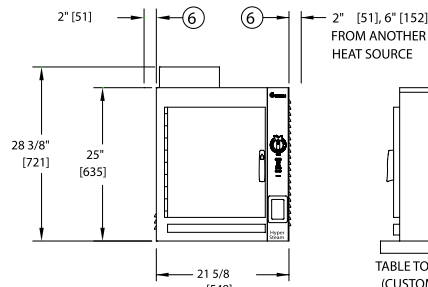
SERVICE CONNECTIONS & NOTES:

1. DRAIN CONNECTION: 2" [51] TUBE (DRAIN FREE VENTING).
2. GAS CONNECTION: 1/2" NPT MINIMUM
3. TREATED WATER SUPPLY AT 30 TO 60 PSIG WITH A FLOW RATE OF 0.75-1.50 GPM AND WITH A 3/4" NH CONNECTION.
4. UNTREATED WATER SUPPLY AT 30 TO 60 PSIG WITH A FLOW RATE OF 0.75-1.50 GPM AND WITH A 3/4" NH CONNECTION.

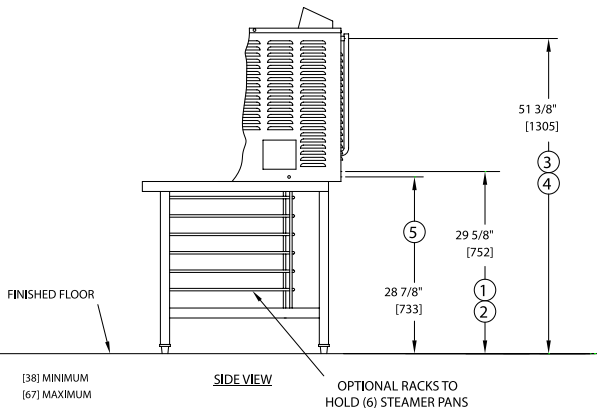
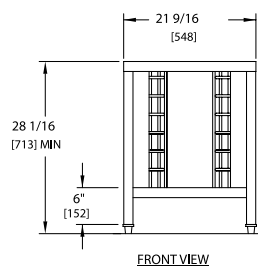
5. ELECTRICAL CONNECTION 7/8" DIA. HOLE (REF. 1/2 CONDUIT KNOCKOUT) 120V 2.5 AMPS, OR 230V @ 2 AMPS, 50/60 HZ
6. MINIMUM REAR AND SIDE CLEARANCES:
RIGHT SIDE = 2" [51] OR 6" FROM HEAT SOURCE, LEFT SIDE = 2" [51]
REAR = 6" [152]
DIMENSIONS IN BRACKETS [] ARE MM.



	NATURAL GAS	PROPANE GAS
GAS OPERATING PRESSURE	3.2" W.C.	10.5" W.C.
MAX. INPUT-BTU/HR	62,000	62,000
RECOMMENDED INCOMING GAS FEED RATE	5"W.C. MIN 14"W.C. MAX	12"W.C. MIN 14"W.C. MAX



OPTIONAL SUPPORT STAND



HY-5G 138478 REV. B