



PREPARATION TABLE

MEGA SALAD TOP MODEL 9000K-513

Self-contained refrigerated salad top unit with raised rim cutouts in stainless steel top. Recessed pan ledge to hold 6" deep pans, pans not provided. R-513a expansion valve refrigeration system is "CFC free". Randell mullion blower coil with thermostatic control, cools base and pans. Stainless steel hinged roll cover, lift-off louver, full length cutting board, foamed in place urethane insulation, condensate evaporator, locking casters and cordset for 115V operation.

SHORT FORM SPEC: Randell 9000K-513 series model preparation table with side-mounted compressor with 26" deep base interior. R513a refrigeration system includes mullion blower coil with expansion valve, thermostatic control and electric condensate evaporator. Raised rim cutouts in stainless steel top with recessed pan ledge. Base interior ends and door openings shall be high impact ABS plastic with molded shelf supports. Base cabinet doors to have recessed handles and include press-fit magnetic gaskets. Unit to be shipped on standard 6" high casters.

AVAILABLE MODELS:

- 9030K-513
- 9040K-513
- 9045K-513
- 9050K-513

STANDARD FEATURES:

- Side mounted compressor with mullion "Turbo" coil provides proper pan cooling, and "full depth" usable interior space
- SNAP compliant R-513a "CFC free" refrigerant
- Expansion valve
- Electric condensate evaporator
- Exterior stainless steel top & ends
- Foamed in place "CFC free" urethane insulation
- Raised rim cutouts in stainless steel top with recessed pan ledge to hold 6" deep pans, pans not provided
- Stainless steel, hinged roll cover
- Full length NSF approved 10" wide composition cutting board
- Durable shelf supports molded into sides
- 6" casters, front two with locks
- 8' cord and plug for 115 volt operation
- Self-closing doors with press-fit magnetic gaskets

CABINET EXTERIOR: Cabinet body is constructed of all metal. Cabinet top to be one piece die-formed 20 gauge stainless steel with 1 1/2" high square nosing. Top to have raised rim cutouts with recessed pan ledge to hold 6" deep pans, pans not provided. Hinged, stainless steel roll cover. All units are standard with stainless steel ends. Door openings to be ABS and contain magnetic strip for positive sealing of gaskets. Louver is stainless steel, removable without tools. Full length, NSF composition 10" cutting board provided. 10" wide work surface to be at 34.875" work height with unit on standard 6" casters (front two with locks).

CABINET INTERIOR: Unit base interior to be ABS thermoplastic at ends only. Anodized aluminum base liner to be covered cornered to form interior bottom, back and top meeting N.S.F. standard #7. One baked enamel finished shelf provided behind each door. Unit insulated with a minimum of 2.5" of CFC free, foamed in place polyurethane. Full depth interior allows for the use of tray racks that accommodate 18"x26" sheet pans (24" & 27" sections).

DOORS: Easy to grasp recessed handles, mounted on heavy duty concealed hinges. Hinges are all stainless steel with bronze pivot pin in nylon bushing. Doors with foamed in place insulation, press fit magnetic gaskets - (designed for installation & removal without tools), and deep draw ABS interior liner for maximum insulation value.

REFRIGERATION: The system will utilize SNAP compliant, (0) ozone depletion (ODP) and (631) global warming potential (GWP), R-513a expansion valve refrigeration system to include condensing unit, and thermostatic control for field adjustability. Compressor housing to allow maximum airflow and permit mounting of standard condensate evaporator. Mullion coil, is coated to resist corrosion, and offers maximum air flow while allowing use of the full depth interior for maximum product storage, and the use of optional tray racks. Units totally prewired and to be supplied with 8' cordset (NEMA 5-15P) for 115V operation.

This equipment is intended for use in rooms having an ambient temperature of 86°F (30°C) or less.

ORIGIN OF MANUFACTURE:

Designed and manufactured in the United States.

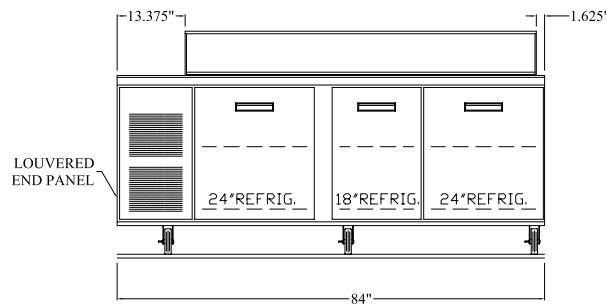
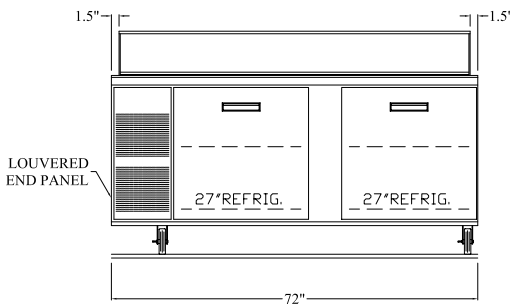
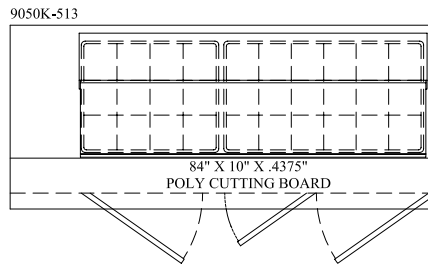
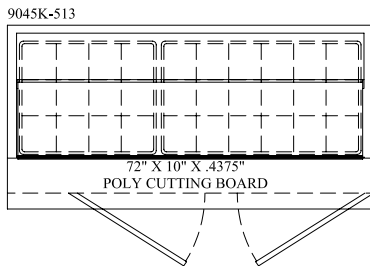
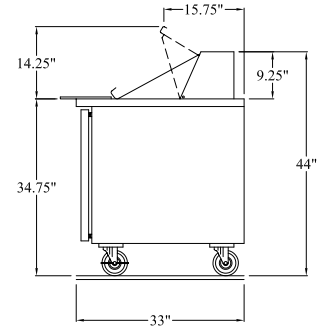
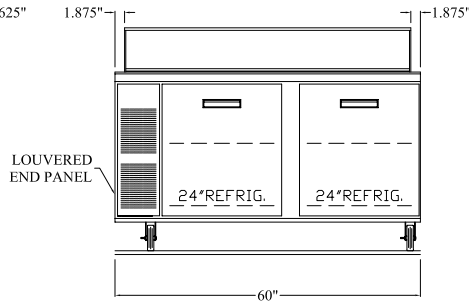
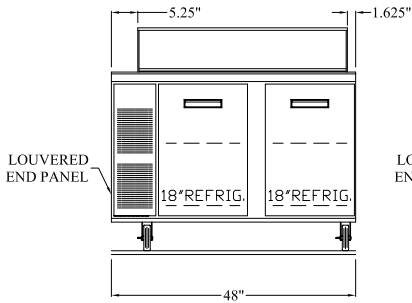
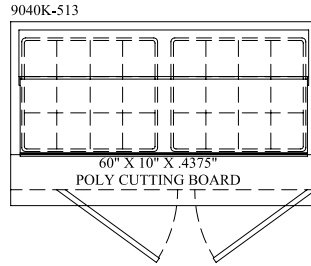
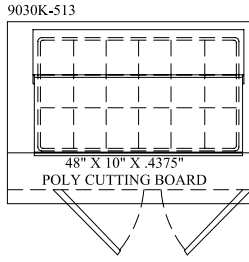
PROJECT NAME:	
LOCATION:	
ITEM NO:	
QTY:	
MODEL NO:	
AIA NO:	
SIS NO:	
CSI SECTION:	11400



Model 9045K-513 shown with optional refrigerated drawers

OPTIONS/ACCESSORIES:

- Stainless steel back panel
- Tray racks for 24" or 27" openings only
- Refrigerated drawers
- Overshelves
- Legs in lieu of casters
- Stainless steel mullion covers
- Hood style cover
- Hinged glass cover



Model	L	W	H	Doors	Storage Cu. Ft.	Pan Capacity	HP	Volt	Amps	NEMA	Ship Wt.
9030K-513	48"	33"	34.75"	(2)18"	10.04	(18) 1/6	1/3	115/60/1	9	5-15P	335
9040K-513	60"	33"	34.75"	(2)24"	14.67	(24) 1/6	1/3	115/60/1	9	5-15P	460
9045K-513	72"	33"	34.75"	(2)27"	19.30	(30) 1/6	3/8	115/60/1	9	5-15P	475
9050K-513	84"	33"	34.75"	(2)24",(1)18"	23.93	(30) 1/6	3/8	115/60/1	9	5-15P	520