



WORKTOPS/UNDERCOUNTERS

SIDE MOUNT WORKTOP MODELS 9200

Self-contained stainless steel worktop refrigerator or freezer with 3" high backsplash. Refrigerators utilize R513a refrigerant with a thermostatic control, Freezer models utilize R290 refrigerant with an electronic controller. Both refrigeration systems are "CFC free" and include Randell mullion blower coil, stainless-steel lift-off louver, foamed in place urethane insulation, condensate evaporator, 6" high adjustable legs and cordset for 115V operation.

PROJECT NAME:

LOCATION:

ITEM NO:

QTY:

MODEL NO:

AIA NO:

SIS NO:

CSI SECTION: 11400

AVAILABLE MODELS:

REFRIGERATORS:

- 9215-513
- 9205-513
- 9235-513
- 9225-513

FREEZERS:

- 9215F-290
- 9205F-290

STANDARD FEATURES:

- Side mounted compressor with mullion "Turbo" coil provides balanced cooling, and "full depth" usable interior space
- SNAP compliant R-513a or R290 "CFC free" refrigerant
- Automatic condensate evaporator
- Exterior stainless steel top & ends
- Foamed in place "CFC free" urethane insulation
- Once-piece stainless steel worktop with 3" high integral backsplash
- Durable shelf supports molded into sides
- 6" high adjustable legs
- 8' cord and plug for 115 volt operation
- Self-closing doors with press-fit magnetic gaskets

CABINET EXTERIOR: Cabinet body is constructed of all metal. Cabinet top to be one piece die-formed 20 gauge stainless steel with 1 1/2" high square nosing. Top to have 3" high integral backsplash. All units are standard with stainless steel ends. Door openings to be ABS and contain magnetic strip for positive sealing of gaskets. Louver is stainless steel, removable without tools. Work surface to be at 36" work height with unit on standard 6" high adjustable legs.

CABINET INTERIOR: Unit base interior to be ABS thermoplastic at ends only. Anodized aluminum base liner to be coved cornered to form interior bottom, back and top meeting N.S.F. standard #7. One baked enamel finished shelf provided behind each door. Unit insulated with a minimum of 2.5" of CFC free, foamed in place polyurethane. Full depth interior allows for the use of 18" x 26" tray racks.

DOORS: Easy to grasp recessed handles, mounted on heavy duty concealed hinges. Hinges are all stainless steel with bronze pivot pin in nylon bushing. Doors with foamed in place insulation, press fit magnetic gaskets - (designed for installation & removal without tools), and deep draw ABS interior liner for maximum insulation value.

REFRIGERATION: The refrigeration systems will utilize SNAP compliant "CFC free" refrigerant. Refrigerators utilize R513a refrigerant with (0) ozone depletion (ODP) and (631) global warming potential (GWP), freezer models utilize R290 refrigerant with (0) ozone depletion (ODP) and (3) global warming potential (GWP). Refrigeration system to include condensing unit and control for field adjustability. Compressor housing to allow maximum airflow and permit mounting of standard condensate evaporator. Mullion coil, is coated to resist corrosion, and offers maximum air flow while allowing use of the full depth interior for maximum product storage, and the use of optional tray racks. Units totally prewired and to be supplied with 8' cordset (NEMA 5-15P) for 115V operation.

ORIGIN OF MANUFACTURE:

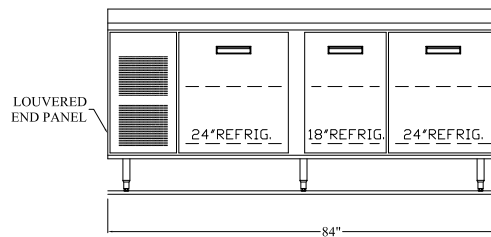
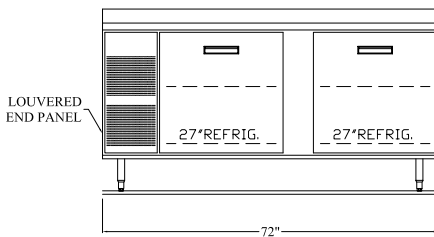
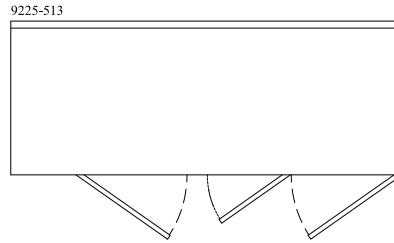
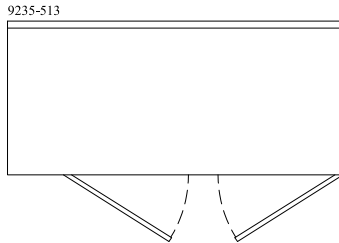
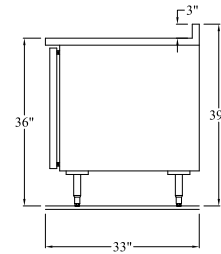
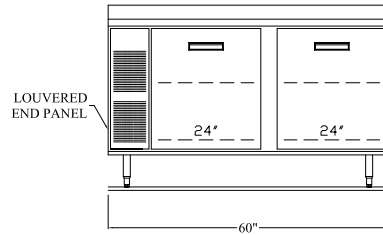
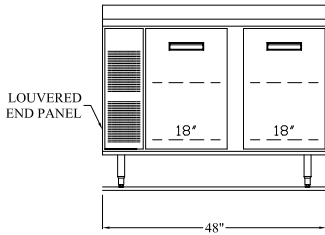
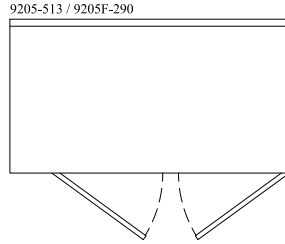
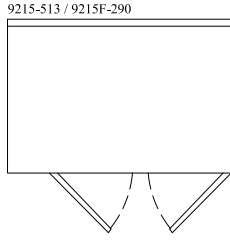
Designed and manufactured in the United States.

Model 9235-513 shown.



OPTIONS/ACCESSORIES:

- Stainless steel back panel
- Tray racks for 24" or 27" openings only
- Refrigerated drawers
- Overshelves
- Casters
- Stainless steel mullion covers



Model	L	W	H*	Doors	Storage Cu. Ft.	Shelves Cu. Ft.	Power Usage kW (per day)	HP	Volt	Amps	NEMA	Ship Wt.
9215-513	48"	33"	36"	(2)18"	11.58	9.5	1.22	1/4	115/60/1	6.5	5-15P	325
9205-513	60"	33"	36"	(2)24"	16.21	13.5	1.90	1/4	115/60/1	6.5	5-15P	450
9235-513	72"	33"	36"	(2)27"	20.01	20	1.96	1/4	115/60/1	6.5	5-15P	465
9225-513	84"	33"	36"	(2)24", (1)18"	23.16	20	2.25	1/4	115/60/1	6.5	5-15P	510
9215F-290	48"	33"	36"	(2)18"	11.58	9.5	3.38	1/2	115/60/1	5.25	5-15P	325
9205F-290	60"	33"	36"	(2)24"	16.21	13.5	4.25	1/2	115/60/1	5.25	5-15P	450

*When ordering casters, 6" casters equal 35" height; 4" casters equal 33" height