



SIMPLESPEC

DISHWASHER DUCT MODELS SSA-DUCT

This exhaust only condensate duct riser is designed to ventilate steam created by dish machines. This model duct is recommended to be installed on automatic dishwashers that have 4" x 16" cowl connections, and is for use in Type II applications only.

SHORT FORM SPEC: Avtec SSA-DUCT series condensate duct riser, designed for use on dish machines with 4"x16" direct duct connections. Includes stainless duct riser with single metal thickness offset at bottom to fit dish machine vent cowl. Accessories to include ceiling trim ring shipped loose to adjust to ceiling height as needed.

AVAILABLE MODELS:

- for 4"x16" Dish Machine Duct Collar
- SSA-DUCT60 (for 60" tall)
- SSA-DUCT72 (for 72" tall)

STANDARD FEATURES:


- All 18 gauge 201 stainless steel construction
- Ceiling trim ring
- Offset on bottom to fit 4"x16" dish machine vent cowl

SPECIFICATIONS: This single thickness all welded Type II duct is constructed of 18GA 201 stainless steel, with fluid welding on all seams. Includes single thickness offset to fit cowl and stainless steel 4" x 16" trim ring for ceiling penetration shipped loose.

Certifications:



PROJECT NAME:	
LOCATION:	
ITEM NO:	
QTY:	
MODEL NO:	
AIA NO:	
SIS NO:	
CSI SECTION:	11400

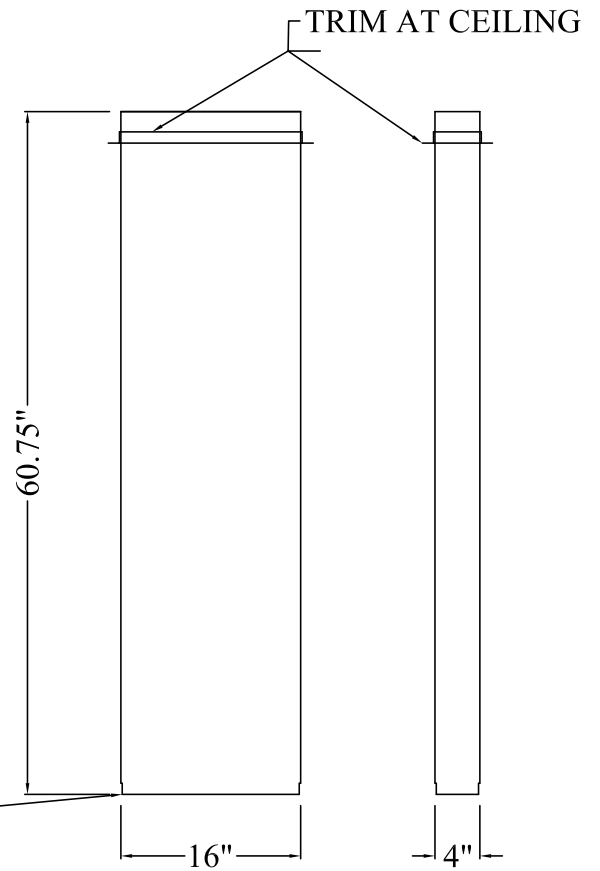


Model SSA DUCT1604-60 shown

ADDITIONAL RESOURCES:

- [Request A Quote](#)
- [Product Videos](#)
- [Sales Tools](#)
- [Find A Rep](#)


18GA. S/S
DISHWASHER DUCT EXT.
GROUND & POLISHED



SINGLE METAL THICKNESS OFF SET ALL SIDES, TO ALLOW DUCT TO SLIDE INTO DISH MACHINE COLLAR

MODEL	TYPE	DESCRIPTION
SSA-DUCT60	SINGLE DUCT RISER	Offset on Bottom to Fit 4" x 16" x 60" Dish Machine Duct Collar

18GA. S/S
 DISHWASHER DUCT EXT.
 GROUND & POLISHED



SINGLE METAL THICKNESS OFF SET ALL SIDES, TO ALLOW DUCT TO SLIDE INTO DISH MACHINE COLLAR

MODEL	TYPE	DESCRIPTION
SSA-DUCT72	SINGLE DUCT RISER	Offset on Bottom to Fit 4" x 16" x 72" Dish Machine Duct Collar