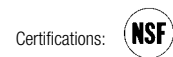




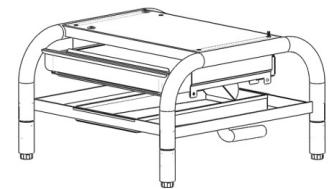
# STEAM JACKETED KETTLES

## KETTLE SUPPORT STAND MODELS TS/10

Stand shall be a Groen Model TS/10 (specify size) stainless steel open leg support stand.



PROJECT NAME:	
LOCATION:	
ITEM NO:	
QTY:	
MODEL NO:	
AIA NO:	
SIS NO:	
CSI SECTION:	11400



TS/10S-2 Model Shown

### AVAILABLE MODELS:

#### SUPPORT STAND:

TS/10-1

TS/10-2

TS/10-3

TS/10-4

#### SUPPORT STAND WITH DRAIN DRAWER:

TS/10S-2

TS/10S-3

TS/10S-4

**CONSTRUCTION:** Stainless steel construction with self-draining capabilities when properly equipped. The stand is purposely designed to be used on a table top. Two stainless steel tubular legs reinforce the plate in which the kettle or braising pan of choice will be mounted on. There is an added stainless steel cross bar below the mounting plate for added structural rigidity. The optional drip drawer can be paired with all stands except the TS/10-1 model. The drawer offers a stainless steel drain pipe and splash guard for cleaning and product dispersal with ease. Bullet style feet can be adjusted if additional height or base leveling is required per application.

**FINISH:** All stand surfaces shall be polished to a uniform No. 3 finish ensuring maximum ease in cleaning and maintaining brilliant appearance.

**SANITATION:** Kettle stand and drain cart stand shall be designed and constructed to meet known health department sanitation codes and will be NSF listed.

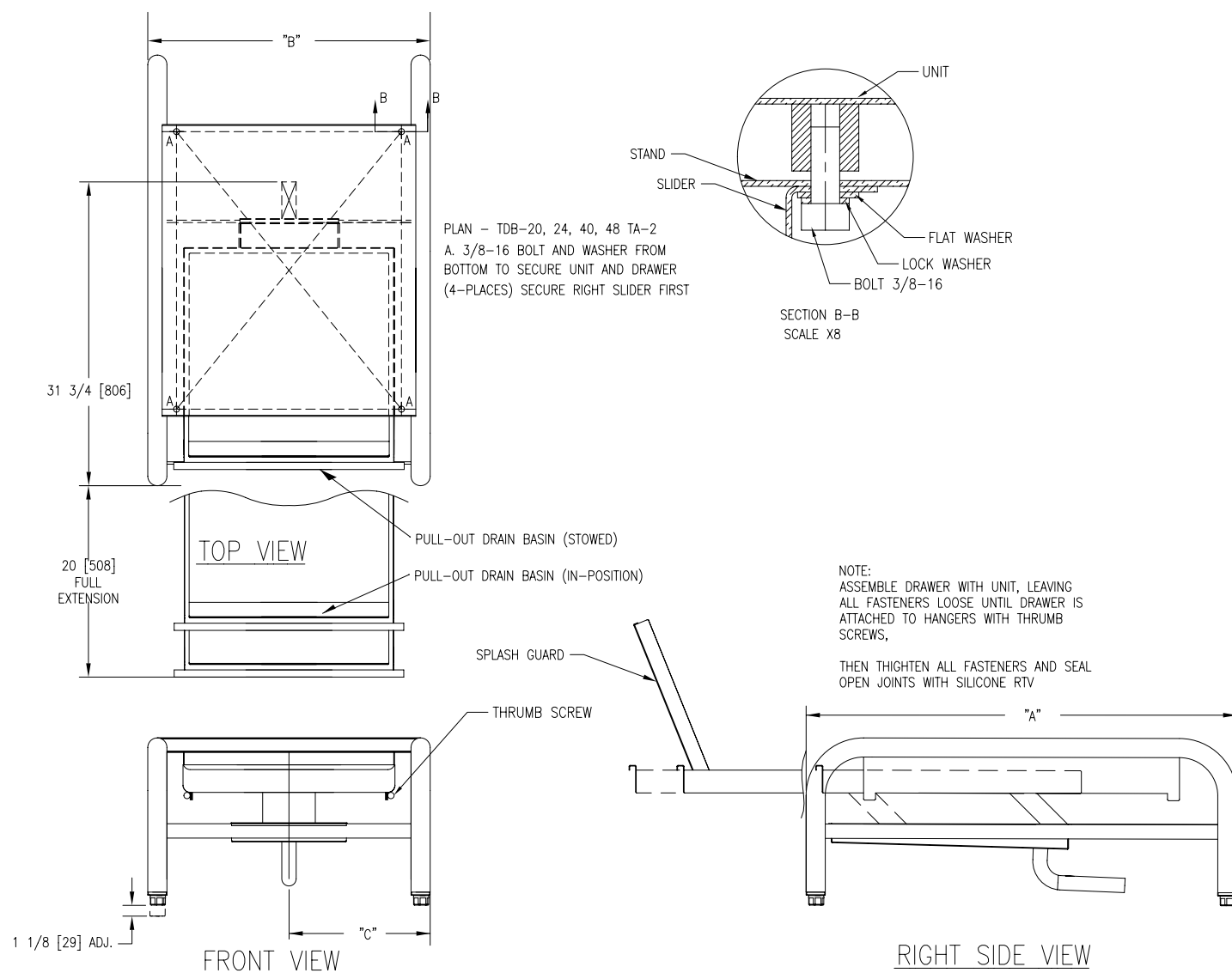
FOR EQUIPMENT		ORDER STAND NO.			
MODEL	SIZE	STAND		STAND W/DRAWER	
TDB/6	10 Qt	TS/10-1	174275	NA	NA
TDB or TDBC	20 Qt	TS/10-2	174131	TS/10S-2	174980
TDB or TDBC	40 Qt	TS/10-2	174131	TS/10S-2	174980
TDH or TDHC	20 Qt	TS/10-3	174150	TS/10S-3	174981
TDH or TDHC	40 Qt	TS/10-3	174150	TS/10S-3	174981
TD/FPC	10 Gal	TS/10-3	174150	TS/10S-3	174981
TDB/TA/2	20 Qt	TS/10-4	174978	TS/10S-4	174982
TDB/TA/3	40 Qt	TS/10-4	174978	TS/10S-4	174982

### ADDITIONAL RESOURCES:

[Request A Quote](#)

[Sales Tools](#)

[Find A Rep](#)



ROUND LEG TABLE OF DIMENSIONS								
MODEL	TS 10-1		TS 10-2		TS 10-3		TS 10-4	
	INCHES	MM	INCHES	MM	INCHES	MM	INCHES	MM
A	30	762	30	762	40 1/2	1029	45	1143
B	26	660	29 1/2	749	29 1/2	749	29 1/2	749
C	14 3/4	375	15 1/2	394	15 1/2	394	17 1/2	445

STAND ORDER GUIDE				
FOR EQUIPMENT		ORDER STAND NO.		
MODEL	SIZE	STAND ONLY	STAND W/ DRAWER	PART NO
TDB/6	10 QT.	TS 10-1	OBSOLETE	174979
TDB OR TDBC	20 QT.	TS 10-2	TS 10S-2	174980
TDB OR TDBC	40 QT.	TS 10-2	TS 10S-2	174980
TDH OR TDHC	20 QT.	TS 10-3	TS 10S-3	174981
TDH OR TDHC	40 QT.	TS 10-3	TS 10S-3	174981
TD/FPC	10 GAL	TS 10-3	TS 10S-3	174981
TDB/TA/2	20 QT.	TS 10-4	TS 10S-4	174982
TDB/TA/2	40 QT.	TS 10-4	TS 10S-4	174982

174982 RevK