



# PREP STATIONS

## SPECIALTY DIPPING CABINET HIGH CAPACITY MODELS DCHFT

Self-contained ice cream storage and dipping cabinet with mechanically cooled syrup rail. These units are offered in a variety of lengths and capacities to meet your needs. The single opening mechanically cooled raised syrup rail provides easy access to syrups and toppings. One piece die-formed 16 gauge with flip-top cover(s) provide easy access to the ice cream storage compartment. All models come standard on adjustable legs.

**SHORT FORM SPEC:** Randell DCHFT series high capacity ice cream dipping cabinets with flip-top cover and electronically controlled natural R290 refrigeration system. Conductive cooled storage compartment and syrup rail complete with syrup pumps and fruit jars with ladles. All units include stainless steel front panel along with covered corner stainless steel interior storage compartment. All unit shipped on factory installed adjustable height legs mounted to full length leg rails.

### AVAILABLE MODELS:

DCHFT-45-SR6  
DCHFT-57-SR8

### STANDARD FEATURES:

- Cold-wall conductive cooled base storage and syrup rail
- Electronically controlled temperature
- Syrup pumps and fruit jars included
- Natural R290 refrigeration system
- Stainless steel coved interior base storage compartment
- Foamed in place "CFC free" urethane insulation

**REFRIGERATION SYSTEM:** All models will utilize state of the art, energy efficient R290 compressor system with (0) ozone depletion potential (ODP) and (3) global warming potential (GWP). Units are conductively cooled by coldwall wrapped base storage compartment and syrup rail. Temperature is managed by electronic controller, metered using capillary tube system. Unit totally prewired and to be supplied with 8' cordset (NEMA 5-15P) for 115V operation.

**CABINET EXTERIOR:** Top to be one piece of die formed 16 gauge stainless steel with 2.5" nosing. Models to have die stamped cut-outs with raised rims, fitted with removable, hinged, insulated lids. Exterior body to be corrosion resistant steel. Front panels to be removable, constructed of 22 gauge die-stamped stainless steel. Louver panel to be die-stamped stainless steel. Work surface to be at 36" work height. Factory installed adjustable height legs mounted to full length channel frame assembly which is integrally welded to bottom of body assembly. Legs can be moved left to right to avoid floor obstacles.

**CABINET INTERIOR:** Unit interior to be stainless steel, with cover corners, interior sides to be wrapped with refrigeration lines mounted to unit body. Unit insulation to be CFC free foamed in place urethane.

Certifications:  

PROJECT NAME:	
LOCATION:	
ITEM NO:	
QTY:	
MODEL NO:	
AIA NO:	
SIS NO:	
CSI SECTION:	11400



Model DCHFT-57-SR8 shown with optional finished end, sink and dipperwell.

### OPTIONS/ACCESSORIES:

#### Cabinet:

Casters  
Sink  
Dipperwell  
Compressor left  
Stainless steel end panel  
Stainless steel back panel  
Laminated panels  
Curb mounting

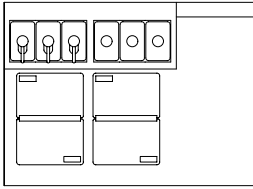
### ADDITIONAL RESOURCES:

[Request A Quote](#)

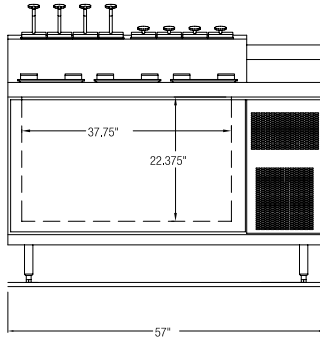
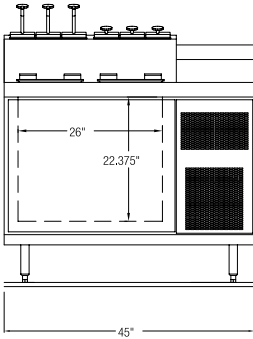
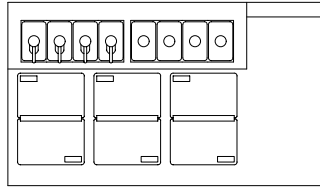
[Sales Tools](#)

[Find A Rep](#)

DCHFT-45-SR6

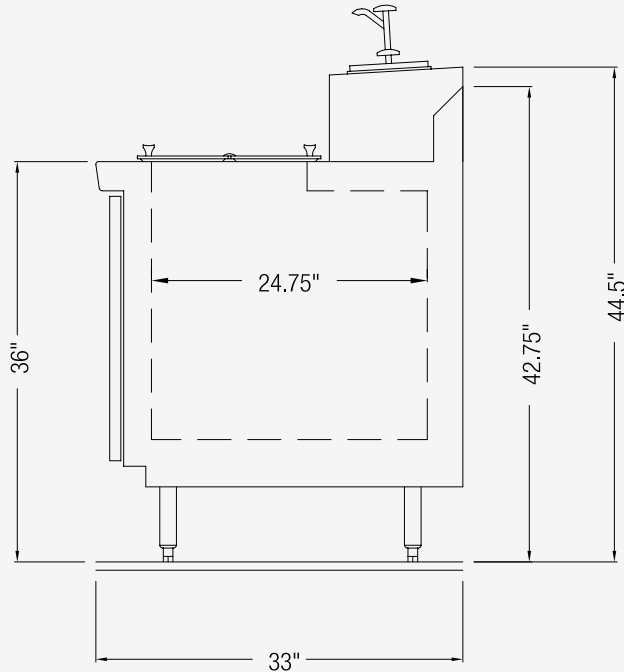


DCHFT-57-SR8

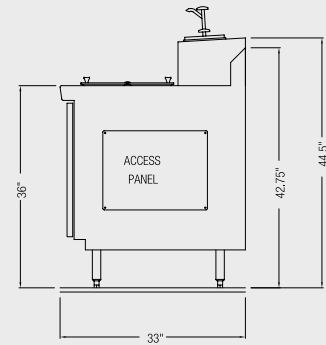


MODEL	LENGTH	DEPTH	HEIGHT	STORAGE CAPACITY	COVER STYLE	SYRUP RAIL PUMPS/JARS	HP	VOLT/CYCLE/PHASE	AMPS	NEMA PLUG	SHIP WT.
DCHFT-45-SR6	45	33	36	24 GAL.	FLIP	3P/3J	0.33	115/60/1	3.2	5-15P	418
DCHFT-57-SR8	57	33	36	36 GAL.	FLIP	4P/4J	0.33	115/60/1	3.2	5-15P	458

#### DIMENSIONAL DETAIL:



Stainless Steel Finished End:



Unfinished End:

