



REFRIGERATORS & FREEZERS

REACH-IN SINGLE DOOR REFRIGERATOR MODEL RR27RE-S1

Self-contained single section reach-in refrigerator is designed to provide maximum menu flexibility in a small vertical footprint. Electronically controlled R290 single compressor refrigeration system is CFC free and includes automatic defrost and condensate evaporator. Shipped with 6" casters.

SHORT FORM SPEC: Randell model RR27RE-S1 self-contained reach-in refrigerator. CFC free, non-ozone depleting R290 Refrigeration system featuring electronic control, automatic defrost and automatic condensate evaporation. Door is stainless steel on exterior and interior with removable gasket, mounted on concealed heavy duty, self-closing hinges with 90-degree stay open feature. Interior shall be covered corner stainless steel to form sides, bottom, back and top of cabinet, includes door activated LED lighting and 3 adjustable height vinyl coated steel shelves. Exterior sides and top panel are stainless steel, back and bottom panels are constructed of galvanized steel. Unit is provided with heavy duty 6" casters (front locking).

STANDARD FEATURES:

- Energy efficient single compressor system
- Electronic control with temperature display
- Automatic defrost system
- Efficient hot gas condensate evaporator
- Door activated LED interior lighting
- Adjustable, heavy duty, coated wire shelves
- 9' cord and plug
- Door lock with integral door clasp
- 6" casters (front two locking)
- Self-closing door with 90 degree stay open feature

CABINET CONSTRUCTION:

- Exterior Front & Sides: Stainless Steel
- Exterior Back & Bottom: Galvanized Steel
- Interior: Stainless Steel

Insulation is foamed in place high density polyurethane. Units provided with coated wire shelves with rear vertical turn-up to assure proper air flow. Each shelf is adjustable. Unit is provided with 6" casters (front locking).

DOORS:

- Right Hand Hinge (field reversible)
- Exterior: Stainless Steel
- Interior: Stainless Steel

Doors are self-closing with torsion type concealed hinges providing a clean exterior look suitable for front of the house installations. The door stays open after 90-degrees for easy loading. Interior is illuminated with energy-efficient LED lights on door activated switch.

REFRIGERATION SYSTEM: Self-contained refrigeration system using R-290 is balanced to regulate interior mounted evaporator coil providing superior air circulation to the storage compartment. Condensate is evaporated by a hot gas system that has protective coating on hot gas loop for extended life. Refrigerator is designed to operate between 33°F and 38°F. Standard settings are easily managed by simple up/down arrows.

ELECTRICAL: Unit comes from the factory prewired with a 9ft. cord and plug and ready for plugging into a dedicated 115/60/1 phase, 15-amp outlet.



PROJECT NAME:	
LOCATION:	
ITEM NO:	
QTY:	
MODEL NO:	
AIA NO:	
SIS NO:	
CSI SECTION:	11400



OPTIONS/ACCESSORIES:

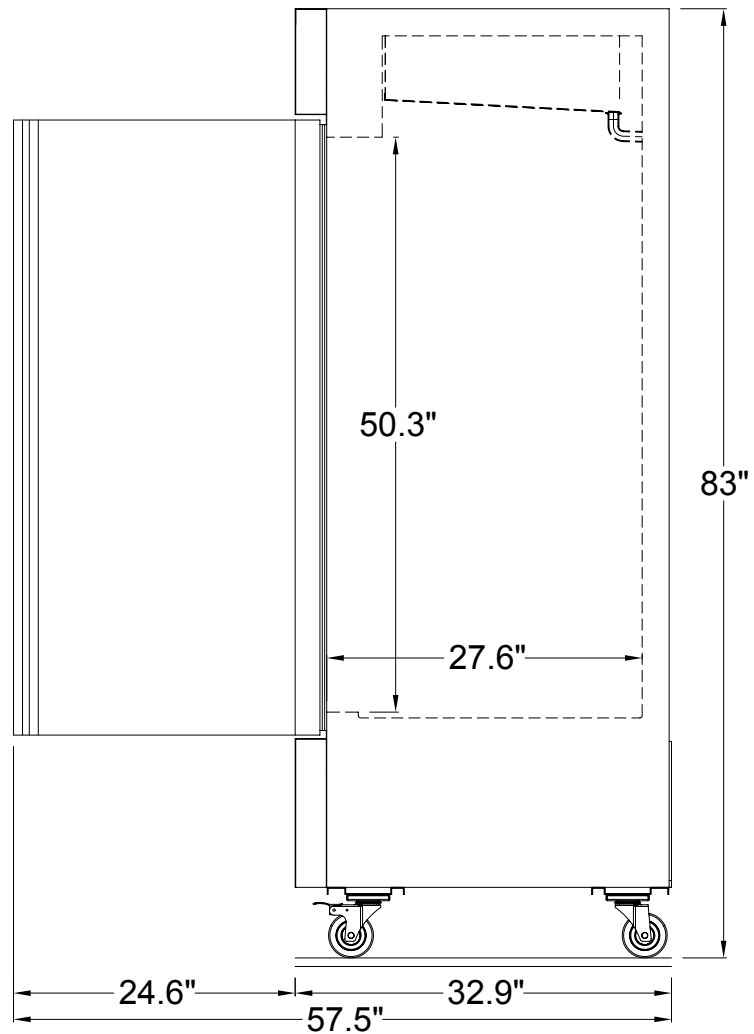

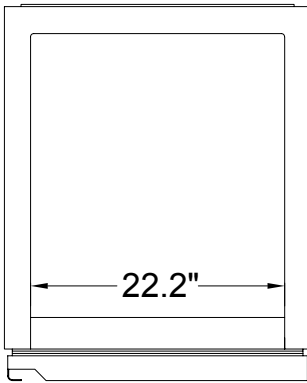
Extra interior shelves

ADDITIONAL RESOURCES:

[Request A Quote](#)

[Sales Tools](#)

[Find A Rep](#)



Model	Hinged	L	D	H	Doors	Storage Cu. Ft.	Shelves	HP	Power	Amps	NEMA	Ship Wt.
RR27RE-S1	Right	26.8"	32.9"	83"	1	17.84	3	1/6	115/60/1	3	5-15P	306