



# SERVING STATIONS

## SERVING LINE WATERLESS HOT WELL MODELS RS FG-EHI

Fiberglass hot well serving station. 16 gauge stainless steel top with locking device designed to mate to all Randell mobile serving line equipment. One-piece fiberglass body, available with enclosed base, open storage or heated storage base. Provided with 4 swivel casters (2 locking). Individual thermostatically controlled 12" x 20" die-stamped hot wells. Meets NSF Std. #4 for product holding.

**SHORT FORM SPEC:** Fiberglass waterless hot display pan serving station. 16 gauge stainless steel top with locking device, one-piece fiberglass body provided with 4 swivel casters (2 locking). 1-piece top with individual thermostatically controlled die-stamped wells.

### AVAILABLE MODELS:

NOTE: xxx represents voltage: 120, 208, 240

CLOSED BASE (NO STORAGE): HEATED BASE (STORAGE):

- |                  |                  |
|------------------|------------------|
| RS FGC-EHI-2-xxx | RS FGH-EHI-3-xxx |
| RS FGC-EHI-3-xxx | RS FGH-EHI-4-xxx |
| RS FGC-EHI-4-xxx | RS FGH-EHI-5-xxx |
| RS FGC-EHI-5-xxx | RS FGH-EHI-6-xxx |
| RS FGC-EHI-6-xxx |                  |

OPEN BASE (STORAGE):

- RS FGO-EHI-3-xxx
- RS FGO-EHI-4-xxx
- RS FGO-EHI-5-xxx
- RS FGO-EHI-6-xxx

### AVAILABLE FIBERGLASS COLORS:



### STANDARD FEATURES:

- Individual thermostatic controls for precise food temperatures
- Meets NSF Std. #4 for product holding
- All stainless steel top with die-stamped raised sanitary rim pan openings
- Swivel casters - (2) locking
- Concealed locking mechanism with easy to use spring activated catch
- One-piece fiberglass body
- 8' cordset

**CABINET CONSTRUCTION:** Body to be one-piece molded fiberglass body for smooth exterior finish. All corners and areas where accessories are mounted are reinforced internally with metal backers. Hinged louvered door provides access to optional drain valve. Removable control panel for easy access to heating elements. Unit to be equipped with 4 swivel casters, (2) locking. Open storage model (FGO) includes stainless steel undershelf constructed of 22 gauge stainless steel with integrally welded steel under-bracing. Heated base models (FGH) are NSF approved for food storage. Thermostatically controlled, electrically heated base with hinged door(s) and chrome shelf (1 per door).

**TOP CONSTRUCTION:** Top to be one piece of die-formed 16 gauge stainless steel with 1-1/2", 90° nosing on all sides. Unit fitted with complement of 12" x 20" top openings with raised die-stamped perimeters.

**FOOD WELLS:** Electrically heated food wells are independently controlled by thermostatic controls. Each well provided with on/off indicator light mounted into removable control panel allowing easy access to heating element boxes. 8' cordset provided for voltage specified.



PROJECT NAME:	
LOCATION:	
ITEM NO:	
QTY:	
MODEL NO:	
AIA NO:	
SIS NO:	
CSI SECTION:	11400



Model RS FGC-EHI-4 shown with RAN INV60 trayslide.

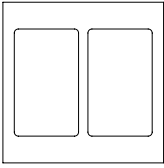
### OPTIONS/ACCESSORIES:

- Recessed top for 18x26 sheet pans
- Overshelves
- Trayslides
- Solid surface top
- 14 gauge top
- Graphics
- Food Shields
- Elementary school height (not available on "FGH" series)
- Electrical Distribution System
- Hinged doors ("FGO" series only)
- Door lock
- Drains with manifold to common valve for wet use and/or to aid in cleaning

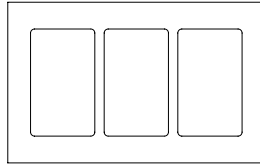
### ADDITIONAL RESOURCES:

- [Request A Quote](#)
- [Sales Tools](#)
- [Find A Rep](#)
- [KCL AutoCAD/Revit](#)

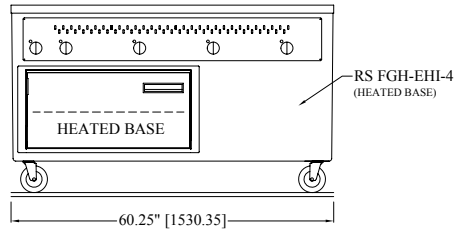
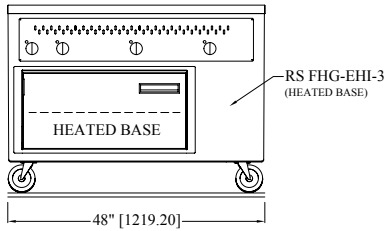
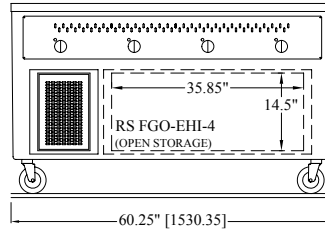
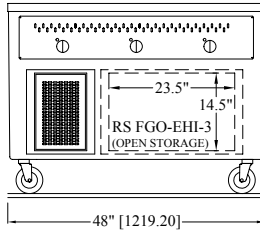
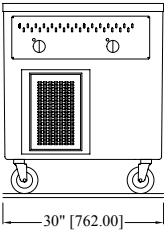
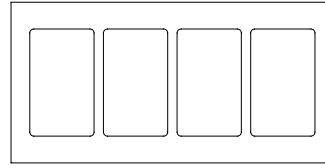
RS FGx-EHI-2



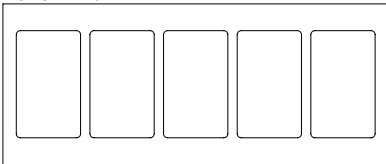
RS FGx-EHI-3



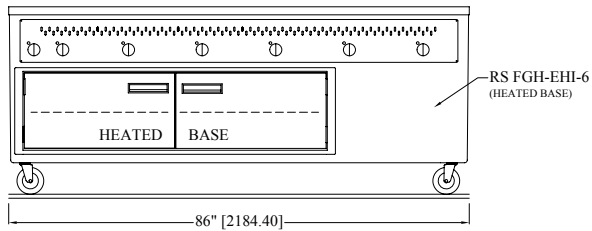
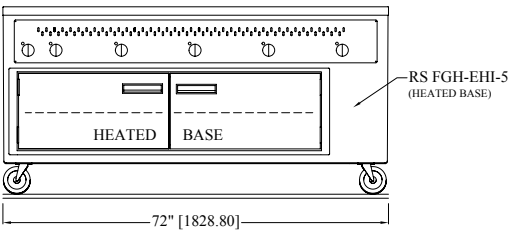
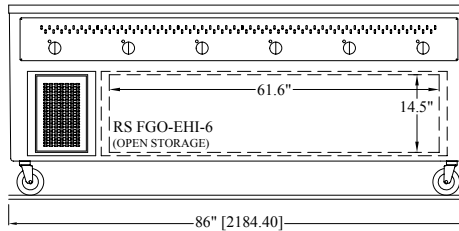
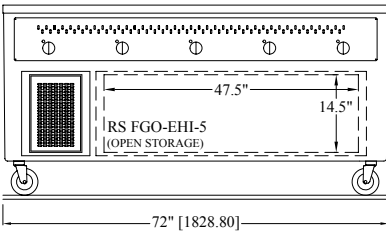
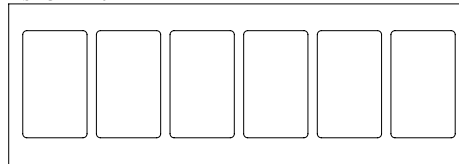
RS FGx-EHI-4

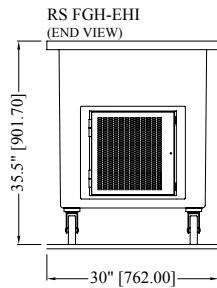
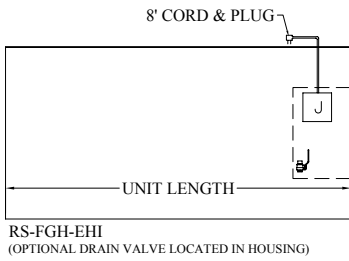
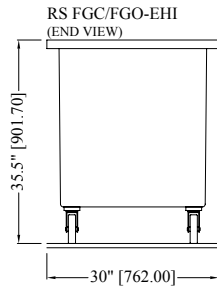
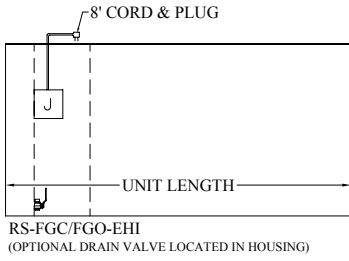


RS FGx-EHI-5



RS FGx-EHI-6





MODELS*	L	D	H	No. of Wells	120V / 500W		208V / 500W		240V / 666W		Ship Wt.	
					Amps**	NEMA	Amps**	NEMA	Amps**	NEMA		
OPEN BASE / CLOSED BASE												
RS FGC-EHI-2-xxx	30"	30"	35.5"	2	8.33	5-15P	4.81	6-15P	5.55	6-15P	175	
RS FGO/FGC-EHI-3-xxx	48"	30"	35.5"	3	12.50	5-15P	7.21	6-15P	8.33	6-15P	215	
RS FGO/FGC-EHI-4-xxx	60"	30"	35.5"	4	16.67	5-30P	9.62	6-15P	11.10	6-15P	260	
RS FGO/FGC-EHI-5-xxx	72"	30"	35.5"	5	20.83	5-30P	12.02	6-20P	13.88	6-20P	325	
RS FGO/FGC-EHI-6-xxx	86"	30"	35.5"	6	25.00	5-50P	14.42	6-30P	16.65	6-30P	390	
HEATED STORAGE BASE												
RS FGH-EHI-3-xxx	48"	30"	35.5"	3	20.83	5-30P	10.82	6-20P	12.49	6-20P	230	
RS FGH-EHI-4-xxx	60"	30"	35.5"	4	25.00	5-50P	13.22	6-20P	15.27	6-20P	275	
RS FGH-EHI-5-xxx	72"	30"	35.5"	5	29.17	5-50P	15.63	6-30P	18.04	6-30P	350	
RS FGH-EHI-6-xxx	86"	30"	35.5"	6	33.33	5-50P	18.03	6-30P	20.82	6-30P	415	

\*Note: xxx represents voltage: 120, 208, 240

\*\*Note: Amperage for base unit only. Any accessory heat lamp or display illumination loads must be added to the total amperage.